

A real success story

XLSTAT in numbers

- Over 20,000 users in more than 100 countries
- Dozens of new users every day
- Users in leading universities and companies around the world
- Users of many different types, from beginners to highly-qualified experts
- An impressive list of partners

XLSTAT's added value

- Over 100 statistical functionalities integrated into Microsoft Excel
- A user-friendly interface
- Fast and robust computations
- Highly-efficient support services

Requirements

- Microsoft Windows versions 9x, NT, 2000, Me, XP, Vista
- Mac OSX
- Microsoft Excel versions 97 till 2007
- RAM: 128 Mb
- Free disk space: 45 Mb

Contact us

Kovach Computing Services
85 Nant-y-Felin
Pentraeth, Anglesey LL75 8UY
UK

Tel: +44-1248-450414
Fax: +44-20-8020-0287

Email: info@kovcomp.com
Web: www.kovcomp.com

Data analysis and statistical solution for MS Excel

Finding answers to your business or research questions has never been easier. With XLSTAT and Excel, you can take full advantage of the latest and most performing methods for analyzing and modeling data. XLSTAT is a complete data analysis and statistical toolbox for Microsoft Excel. All tools and functions can be accessed quickly and simply through a set of toolbars and menus integrated into Excel.

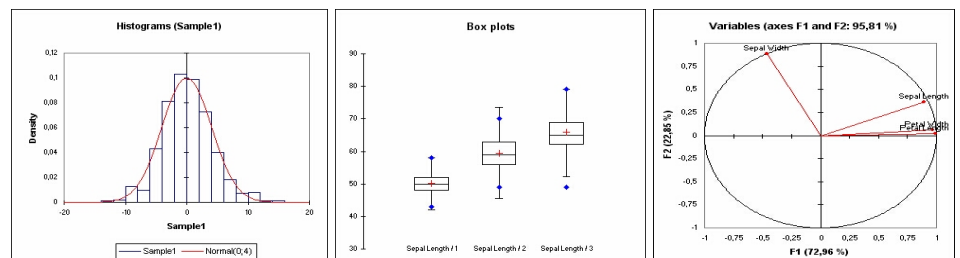
XLSTAT uses Microsoft Excel as an interface to input the data and to output results tables and charts. However, XLSTAT uses its own mathematical and statistical functions library to avoid the lack of stability of some of the Excel functions. XLSTAT has been proven to be a highly reliable software.

Preparing and describing data

XLSTAT allows you to reorganize and restructure your data for easier and more accurate analysis. XLSTAT histograms, descriptive statistics, box plots, and correlation analyses help you discover the most striking characteristics of your data.

Preparing data: Data Sampling, Distribution Sampling, Discretization, Presence/Absence coding, Full Disjunctive Tables, Cross tables, Coding, Coding by Ranks, Variable transformations.

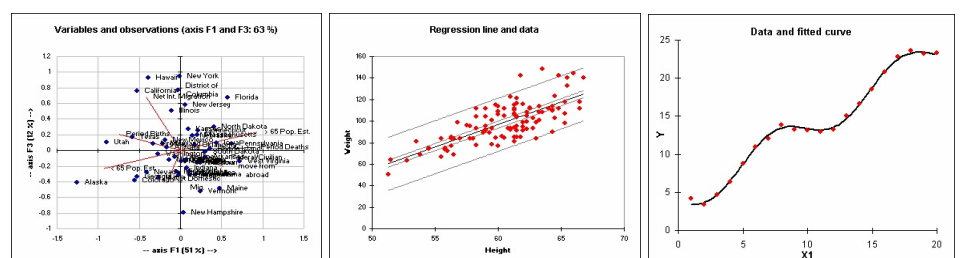
Describing data: Descriptive Statistics (including box plots), Histograms, Contingency tables (Two-way Table), Correlations and Similarity/Dissimilarity Matrices, Normality tests. ...



Analyzing and modeling data

XLSTAT offers a series of tools that can be used by students and experts alike. XLSTAT's user-friendly interface simplifies the use of complex data analysis techniques such as Principle Component analysis (PCA), Correspondence analysis, linear, nonlinear, logistic and kernel regression, and ANOVA (analysis of variance). Results are displayed in Excel sheets, making it easy to re-use the data for additional analysis or presentations.

Analyzing data: Factor Analysis, Principal Component Analysis (PCA), Biplot, Discriminant analysis (DA), Correspondence Analysis (CA), Multiple Correspondence Analysis (MCA), Multidimensional Scaling (MDS), Agglomerative Hierarchical Clustering (AHC), k-means Clustering, Univariate Clustering. **Modeling data:** Distribution Fitting, Linear regression (simple, multiple, stepwise), ANOVA (multiple comparisons tests), ANCOVA, Logistic regression (Logit, Probit), Multinomial logistic regression, Nonlinear regression, Kernel regression, Decision trees.



Testing hypotheses

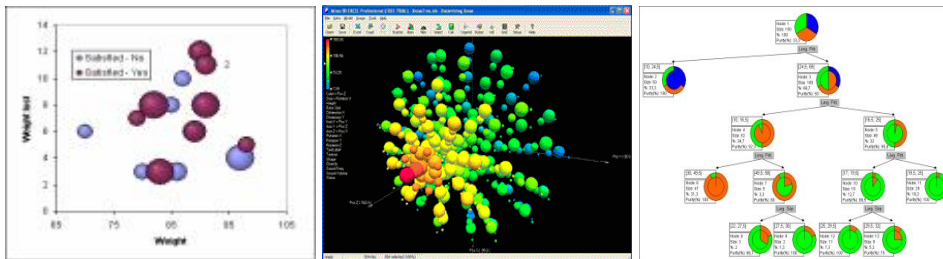
XLSTAT offers a wide variety of statistical tests to allow you to test hypotheses. The results of the tests include a first level conclusion to ease your interpretation.

Tests: Tests on Contingency Tables, Correlation tests, Parametric tests for comparison of two samples (F, t, z, Levene, Bartlett), Comparison of two proportions, Non parametric Tests on two independent samples (Kolmogorov-Smirnov, Mann-Whitney, Wilcoxon), Non parametric Tests on two paired samples (Wilcoxon's signed-ranks test and the sign test), Non parametric Tests on k independent samples (Kruskal-Wallis' test), Non parametric Tests on k paired samples (Friedman's test); Goodness of fit tests after distribution fitting (Chi-square, Kolmogorov-Smirnov); Normality tests (Jarque-Bera, Shapiro-Wilk). Cochran-Armitage trend test, Cochran Q test, McNemar's test,...

Visualizing data

XLSTAT includes several tools that facilitate the visualization of data. A complementary module, XLSTAT-3DPlot allows to create striking visualizations of your data.

Visualizing data: Excel charting utilities, Plot transformers, Scatter plots, Parallel coordinates, ...



Complementary modules

XLSTAT-3DPlot: for visualizing data in three dimensions.

XLSTAT-ADA: for Advanced Data Analysis (RDA, CCA, GPA, MFA)

XLSTAT-Dose: for dose effects analysis.

XLSTAT-Life: for survival data analysis (Life tables and Kaplan-Meier analysis, Cox regression, ROC curves, sensitivity and specificity analysis).

XLSTAT-MX: for Preference mapping, GPA, penalty analysis.

XLSTAT-Pivot: a must have complement for XLSTAT users who need to quickly create pivot tables while discovering important trends and factors impacting their business.

XLSTAT-PLS: for Partial Least Squares Regression and PCR regression.

XLSTAT-PLSPM: for PLS Path modeling.

XLSTAT-Sim: for Monte Carlo simulations and risk analysis.

XLSTAT-SPC: for statistical Process Control and Six Sigma.

XLSTAT-Time: for time series analysis and forecasting (Smoothing, variable transformations, descriptive statistics, ARIMA models).

Why choose XLSTAT?

XLSTAT is the data analysis and statistical software that offers you the best value. You may be using another data analysis solution already, but as soon as you start with XLSTAT you'll be astonished by your gains in efficiency.

Unbeaten support services

The Addinsoft support team answers questions most often within minutes. Questions are answered by experts that will always do their best to support you until you have a satisfactory solution to your problems.

Applications

- Quantitative Marketing
- Survey analysis
- Sensory data analysis
- Risk analysis and modeling
- Survival data analysis
- Geological research
- Ecology
- Experimentations
- Psychometrics
- Chemometrics
- Quality control
- Teaching

Industries

- Market research
- Food and cosmetics
- Education, Public research
- Petroleum, Finance
- Manufacturing

Copyrights:

Excel and Windows are registered trademarks of Microsoft Corporation. XLSTAT is a registered trademark of Addinsoft.

Six Sigma is a registered trademark of Motorola Inc.